

# FEMALE - SIZING FORM



Armor Express • PO Box 516 • Central Lake, MI 49622 • Phone: (866) 357-3845 • Fax: (231) 544-6734 • sales@armorexpress.com

OFFICER'S FULL NAME \_\_\_\_\_ BADGE NO. \_\_\_\_\_  
 DEPARTMENT \_\_\_\_\_ PRECINCT \_\_\_\_\_  
 SHIPPING ADDRESS \_\_\_\_\_  
 CITY \_\_\_\_\_ STATE \_\_\_\_\_ ZIP \_\_\_\_\_  
 TELEPHONE NO. ( ) \_\_\_\_\_ E-MAIL ADDRESS \_\_\_\_\_  
 DATE SIZED \_\_\_\_\_ SIZED BY \_\_\_\_\_ DEALER'S NAME \_\_\_\_\_

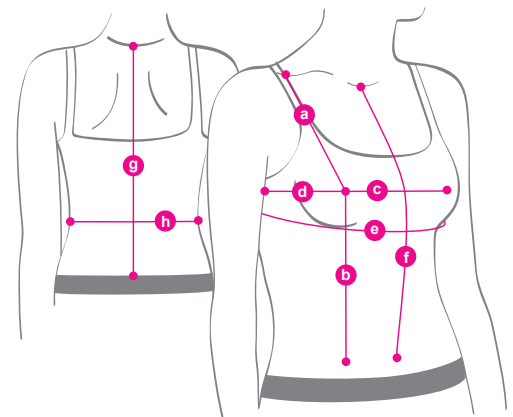
## SIZING INSTRUCTIONS - PLEASE READ CAREFULLY

1. ALWAYS TAKE MEASUREMENTS WITH A PARTNER. NEVER MEASURE YOURSELF.
2. **WEAR T-SHIRT, ON-DUTY UNDERGARMET, AND DUTY GEAR WHEN BEING MEASURED.**
3. READ ALL INSTRUCTIONS CAREFULLY AND **COMPLETE ALL** REQUESTED INFORMATION.

HEIGHT: \_\_\_\_\_ ft. \_\_\_\_\_ ins. WEIGHT: \_\_\_\_\_ lbs. WAIST: \_\_\_\_\_ ins. FULL CHEST MEASUREMENT: \_\_\_\_\_ ins.  
 (WIDEST POINT OF WAIST) (USING A SOFT TAPE MEASURE AROUND CHEST CROSSING APEX)

- a** **CLAVICLE TO APEX** \_\_\_\_\_ ins.  
 (USING A SOFT TAPE MEASURE CLAVICLE TO APEX.)
- b** **APEX TO BELT** \_\_\_\_\_ ins.  
 (USING A SOFT TAPE MEASURE FROM APEX TO BELT.)
- c** **APEX TO APEX** \_\_\_\_\_ ins.  
 (USE A STRAIGHT RULER.)
- d** **APEX TO SIDE SEAM** \_\_\_\_\_ ins.  
 (USE A SOFT TAPE MEASURER.)
- e** **UNDER BREAST MEASUREMENT** \_\_\_\_\_ ins.  
 (USE A SOFT TAPE MEASURER.)
- f** **STERNUM TO BELT** \_\_\_\_\_ ins.  
 (MEASURE FROM TOP CENTER OF STERNUM TO BELT.)
- g** **BACK LENGTH** \_\_\_\_\_ ins.  
 (MEASURE FROM TOP EDGE OF T-SHIRT TO TOP OF DUTY BELT.)
- h** **BACK WIDTH** \_\_\_\_\_ ins.  
 (USE THE SOFT TAPE MEASURE FROM SIDE SEAM TO SIDE SEAM.)

SPORTS BRA  BRA/CUP SIZE: \_\_\_\_\_



STANDING \_\_\_\_\_ ins.  
 SITTING \_\_\_\_\_ ins.  
 STANDING \_\_\_\_\_ ins.  
 STANDING \_\_\_\_\_ ins.

BALLISTIC OPTIONS	CARRIER OPTIONS (see catalog for color choices)	EXTRA PROTECTION																																								
<b>MODEL-THREAT</b> NIJ Standard 0101.06 QUANTUM™ <input type="checkbox"/> II <input type="checkbox"/> IIIA HALO™ <input type="checkbox"/> II <input type="checkbox"/> IIIA SERAPH™ <input type="checkbox"/> II <input type="checkbox"/> IIIA VORTEX <input type="checkbox"/> IIIA RAZOR <input type="checkbox"/> II  TAURUS™ GEMINI™ <input type="checkbox"/> SPIKE 1 <input type="checkbox"/> IIA SPIKE 3 <input type="checkbox"/> SPIKE 2 <input type="checkbox"/> II SPIKE 2 <input type="checkbox"/> SPIKE 3 <input type="checkbox"/> IIIA SPIKE 3	<table border="1"> <thead> <tr> <th></th> <th>COLOR</th> <th>QTY</th> <th>TAILS</th> </tr> </thead> <tbody> <tr><td>REVOLUTION™ +</td><td>_____</td><td>_____</td><td>_____</td></tr> <tr><td>REVOLUTION™</td><td>_____</td><td>_____</td><td>_____</td></tr> <tr><td>EVOLUTION™</td><td>_____</td><td>_____</td><td>_____</td></tr> <tr><td>EQUINOX™</td><td>_____</td><td>_____</td><td>_____</td></tr> <tr><td>LOPRO™</td><td>_____</td><td>_____</td><td>_____</td></tr> <tr><td>QCS™</td><td>_____</td><td>_____</td><td>_____</td></tr> <tr><td>OCS™</td><td>_____</td><td>_____</td><td>_____</td></tr> <tr><td>MED VEST</td><td>_____</td><td>_____</td><td>_____</td></tr> <tr><td>INSTRUCTOR</td><td>_____</td><td>_____</td><td>_____</td></tr> </tbody> </table>		COLOR	QTY	TAILS	REVOLUTION™ +	_____	_____	_____	REVOLUTION™	_____	_____	_____	EVOLUTION™	_____	_____	_____	EQUINOX™	_____	_____	_____	LOPRO™	_____	_____	_____	QCS™	_____	_____	_____	OCS™	_____	_____	_____	MED VEST	_____	_____	_____	INSTRUCTOR	_____	_____	_____	<input type="checkbox"/> Poly-Shock <input type="checkbox"/> Ara-Shock <input type="checkbox"/> Ara-Shock ICW <input type="checkbox"/> T-Shock <input type="checkbox"/> SSP (Super Steel Plate) <input type="checkbox"/> Spike Pack <input type="checkbox"/> STP (Soft Trauma Pack) <input type="checkbox"/> SAP (Soft Armor Pack) SIZE (see catalog for limitations) <input type="checkbox"/> 5"x8" <input type="checkbox"/> 7"x10" <input type="checkbox"/> 10"x12"
	COLOR	QTY	TAILS																																							
REVOLUTION™ +	_____	_____	_____																																							
REVOLUTION™	_____	_____	_____																																							
EVOLUTION™	_____	_____	_____																																							
EQUINOX™	_____	_____	_____																																							
LOPRO™	_____	_____	_____																																							
QCS™	_____	_____	_____																																							
OCS™	_____	_____	_____																																							
MED VEST	_____	_____	_____																																							
INSTRUCTOR	_____	_____	_____																																							

## PANEL SIZES AND SIDE COVERAGE

1. **DO NOT ADD SIDE COVERAGE TO GIRTH - IT WILL BE ADDED BY CUSTOMER SERVICE**

FRONT PANEL SIZE: \_\_\_\_\_ REAR PANEL SIZE: \_\_\_\_\_ x \_\_\_\_\_

2. **SIDE COVERAGE** (please check one):  BUTT FIT  1/2" GAP  1" GAP  1/2" OVERLAP  1" OVERLAP  OTHER \_\_\_\_\_

3. **IF YOU WORK IN STREET CLOTHES, PLEASE CHECK THIS BOX:**

4. **ADDITIONAL INFORMATION, COMMENTS OR REQUESTS:** \_\_\_\_\_

# HELMET - SIZING FORM



Armor Express • PO Box 516 • Central Lake, MI 49622 • Phone: (866) 357-3845 • Fax: (231) 544-6734 • sales@armorexpress.com

OFFICER'S FULL NAME \_\_\_\_\_ BADGE NO. \_\_\_\_\_

DEPARTMENT \_\_\_\_\_ PRECINCT \_\_\_\_\_

SHIPPING ADDRESS \_\_\_\_\_

CITY \_\_\_\_\_ STATE \_\_\_\_\_ ZIP \_\_\_\_\_

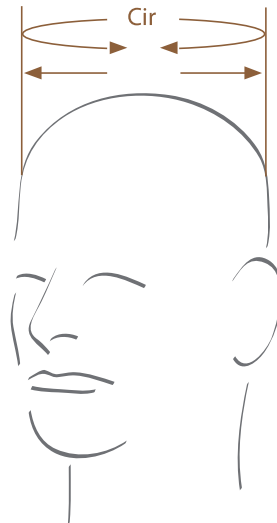
TELEPHONE NO. ( ) \_\_\_\_\_ E-MAIL ADDRESS \_\_\_\_\_

DATE SIZED \_\_\_\_\_ SIZED BY \_\_\_\_\_

DEALER'S NAME \_\_\_\_\_

## SIZING INSTRUCTIONS - PLEASE READ CAREFULLY

1. ALWAYS TAKE MEASUREMENTS WITH A PARTNER. NEVER MEASURE YOURSELF.
2. USE VINYL OR CLOTH MEASURING TAPE.
3. READ ALL INSTRUCTIONS CAREFULLY AND **COMPLETE ALL** REQUESTED INFORMATION.



### CIRCUMFERENCE OF HEAD

(MEASURE AROUND ENTIRE HEAD,  
1 INCH ABOVE BROW.)

\_\_\_\_\_ ins.

## BALLISTIC HELMETS

BALLISTIC SHELL	CUT	HARNESS	FACE SHIELD
<input type="checkbox"/> AE BA-III A <input type="checkbox"/> AE COMBAT <input type="checkbox"/> AE SBH  Color: _____ (see catalog for opt.)	<input type="checkbox"/> PASGT (AE BA-III A only) <input type="checkbox"/> ACH/MICH Brimless Cut <input type="checkbox"/> Gunfighter (AE BA-III A and AE COMBAT models only)	<input type="checkbox"/> AE Mesh System <input type="checkbox"/> Comfort System <input type="checkbox"/> MCIP - System (Maximum Comfort Impact Protection)	<input type="checkbox"/> DK5-F .150 Standard (Field Mount) <input type="checkbox"/> DK5-F .150 Short (Field Mount) <input type="checkbox"/> DK5-H .150 Standard (Hard Mounted) <input type="checkbox"/> DK5-H .150 Short (Hard Mounted) <input type="checkbox"/> DK6-F .150 Standard (Field Mount) <input type="checkbox"/> DK6-F .150 Short (Field Mount)

## RIOT HELMETS

MODEL
<input type="checkbox"/> AE RD 100 2X
<input type="checkbox"/> AE RD TAC
<input type="checkbox"/> AE RS 100
<input type="checkbox"/> AE CT 100

COMMENTS - REQUESTS

# MALE - SIZING FORM



Armor Express • PO Box 516 • Central Lake, MI 49622 • Phone: (866) 357-3845 • Fax: (231) 544-6734 • sales@armorexpress.com

OFFICER'S FULL NAME \_\_\_\_\_ BADGE NO. \_\_\_\_\_

DEPARTMENT \_\_\_\_\_ PRECINCT \_\_\_\_\_

SHIPPING ADDRESS \_\_\_\_\_

CITY \_\_\_\_\_ STATE \_\_\_\_\_ ZIP \_\_\_\_\_

TELEPHONE NO. ( ) \_\_\_\_\_ E-MAIL ADDRESS \_\_\_\_\_

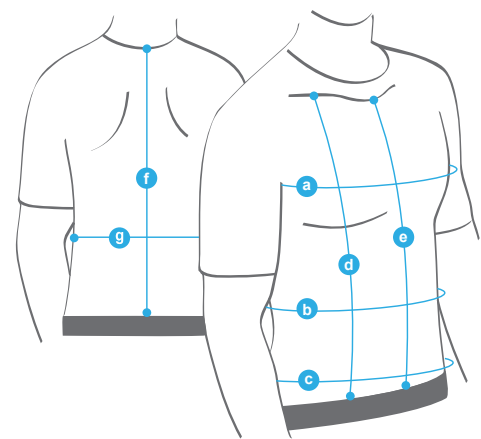
DATE SIZED \_\_\_\_\_ SIZED BY \_\_\_\_\_ DEALER'S NAME \_\_\_\_\_

## SIZING INSTRUCTIONS - PLEASE READ CAREFULLY

1. ALWAYS TAKE MEASUREMENTS WITH A PARTNER. NEVER MEASURE YOURSELF.
2. **WEAR T-SHIRT AND DUTY GEAR WHEN BEING MEASURED.**
3. USE VINYL OR CLOTH MEASURING TAPE.
4. READ ALL INSTRUCTIONS CAREFULLY AND **COMPLETE ALL** REQUESTED INFORMATION.

HEIGHT: \_\_\_\_\_ ft. \_\_\_\_\_ ins. WEIGHT: \_\_\_\_\_ lbs. PANTS INSEAM: \_\_\_\_\_ ins.

- a CHEST**  
(MEASURE AROUND CHEST AND UNDER ARMS.) \_\_\_\_\_ ins.
- b MID-ABDOMEN**  
(EXHALE AND STAND RELAXED. MEASURE ABDOMEN AT THE WIDEST PORTION OF YOUR MID-SECTION.) \_\_\_\_\_ ins.
- c WAIST**  
(MEASURE AROUND WAIST JUST ABOVE DUTY BELT.) \_\_\_\_\_ ins.
- d CLAVICLE TO WAIST**  
(MEASURE TOP OF CLAVICLE TO TOP EDGE OF DUTY BELT.) \_\_\_\_\_ ins.
- e STERNUM TO WAIST**  
(EXHALE AND STAND RELAXED. MEASURE FROM TOP AND CENTER OF STERNUM TO THE TOP EDGE OF DUTY BELT.) \_\_\_\_\_ ins.
- f BACK LENGTH**  
(MEASURE FROM TOP EDGE OF T-SHIRT TO TOP EDGE OF DUTY BELT.) \_\_\_\_\_ ins.
- g BACK WIDTH**  
(MEASURE FROM SIDE SEAM TO SIDE SEAM) \_\_\_\_\_ ins.



STANDING

SITTING

### BALLISTIC OPTIONS

### CARRIER OPTIONS (see catalog for color choices)

### EXTRA PROTECTION

MODEL-THREAT	COLOR	QTY	TAILS	
NIJ Standard 0101.06				<input type="checkbox"/> Poly-Shock
QUANTUM™ <input type="checkbox"/> II <input type="checkbox"/> IIIA	REVOLUTION™ + _____	_____	_____	<input type="checkbox"/> Ara-Shock <input type="checkbox"/> Ara-Shock ICW
HALO™ <input type="checkbox"/> II <input type="checkbox"/> IIIA	REVOLUTION™ _____	_____	_____	<input type="checkbox"/> T-Shock
SERAPH™ <input type="checkbox"/> II <input type="checkbox"/> IIIA	EVOLUTION™ _____	_____	_____	<input type="checkbox"/> SSP (Super Steel Plate)
VORTEX <input type="checkbox"/> IIIA	EQUINOX™ _____	_____	_____	<input type="checkbox"/> Spike Pack
RAZOR <input type="checkbox"/> II	LOPRO™ _____	_____	_____	<input type="checkbox"/> STP (Soft Trauma Pack)
TAURUS™ GEMINI™	QCS™ _____	_____	_____	<input type="checkbox"/> SAP (Soft Armor Pack)
<input type="checkbox"/> SPIKE 1 <input type="checkbox"/> IIA SPIKE 3	OCS™ _____	_____	_____	SIZE (see catalog for limitations)
<input type="checkbox"/> SPIKE 2 <input type="checkbox"/> II SPIKE 2	MED VEST _____	_____	_____	<input type="checkbox"/> 5"x8" <input type="checkbox"/> 7"x10"
<input type="checkbox"/> SPIKE 3 <input type="checkbox"/> IIIA SPIKE 3	INSTRUCTOR _____	_____	_____	<input type="checkbox"/> 10"x12"

### PANEL SIZES AND SIDE COVERAGE

1. CHOOSE YOUR PANEL SIZES FROM THE SIZES PROVIDED BELOW

(The front panel must be as wide or wider than the rear panel for wrap-around coverage. Length of front and rear panels are usually the same.)

WIDTH: 12", 14", 17", 20", 22", 25", 28", 30" x LENGTH: 12", 13", 14", 15", 16", 17", 18", 19", 20"

FRONT PANEL SIZE: \_\_\_\_\_ REAR PANEL SIZE: \_\_\_\_\_ x \_\_\_\_\_ (OVERLAP INCHES ARE ADDED BY CUSTOMER SERVICE)

2. SIDE COVERAGE (please check one):  BUTT FIT  1/2" GAP  1" GAP  1/2" OVERLAP  1" OVERLAP  OTHER \_\_\_\_\_

3. IF YOU WORK IN STREET CLOTHES, PLEASE CHECK THIS BOX:

4. ADDITIONAL INFORMATION, COMMENTS OR REQUESTS: \_\_\_\_\_

# TACTICAL - SIZING FORM



Armor Express • PO Box 516 • Central Lake, MI 49622 • Phone: (866) 357-3845 • Fax: (231) 544-6734 • sales@armorexpress.com

OFFICER'S FULL NAME \_\_\_\_\_ BADGE NO. \_\_\_\_\_

DEPARTMENT \_\_\_\_\_ PRECINCT \_\_\_\_\_

SHIPPING ADDRESS \_\_\_\_\_

CITY \_\_\_\_\_ STATE \_\_\_\_\_ ZIP \_\_\_\_\_

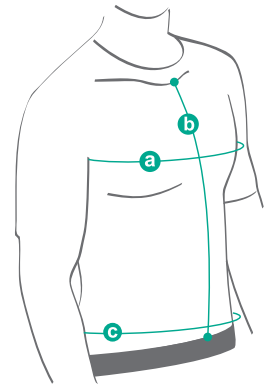
TELEPHONE NO. (\_\_\_\_) \_\_\_\_\_ E-MAIL ADDRESS \_\_\_\_\_

DATE SIZED \_\_\_\_\_ SIZED BY \_\_\_\_\_ DEALER'S NAME \_\_\_\_\_

## SIZING INSTRUCTIONS - PLEASE READ CAREFULLY

1. ALWAYS TAKE MEASUREMENTS WITH A PARTNER, NEVER MEASURE YOURSELF
2. WEAR T-SHIRT AND DUTY GEAR WHEN BEING MEASURED.
3. USE A VINYL OR CLOTH MEASURING TAPE.
4. READ ALL INSTRUCTIONS CAREFULLY AND **COMPLETE ALL** REQUESTED INFORMATION.

HEIGHT: \_\_\_\_\_ ft. \_\_\_\_\_ ins. WEIGHT: \_\_\_\_\_ lbs. PANTS INSEAM: \_\_\_\_\_ ins.



### **a** CHEST

(MEASURE AROUND CHEST AND UNDER ARMS.)

\_\_\_\_\_ ins.

### **b** STERNUM TO BELT

(EXHALE AND STAND RELAXED. MEASURE FROM TOP AND CENTER OF STERNUM TO THE TOP EDGE OF DUTY BELT.)

\_\_\_\_\_ ins.

### **c** WAIST

(MEASURE AROUND WAIST AND JUST ABOVE DUTY BELT.)

\_\_\_\_\_ ins.

**CARRIER SIZE**  Small  Medium  Large  X-Large  XX-Large  XXX-Large  XXXX-Large **LENGTH**  Regular  Long

TACTICAL JACKET	SOFT ARMOR	TACTICAL OPTIONS	LIGHTHAWK SERIES
<input type="checkbox"/> WOLVERINE™ <input type="checkbox"/> HARD CORE DM™ <input type="checkbox"/> K-9 <input type="checkbox"/> HARD BAL <input type="checkbox"/> OTHER _____	<u>MODEL-THREAT</u> SERAPH™ <input type="checkbox"/> II <input type="checkbox"/> IIIA RAZOR™ <input type="checkbox"/> II VORTEX™ <input type="checkbox"/> IIIA HALO™ <input type="checkbox"/> II <input type="checkbox"/> IIIA QUANTUM™ <input type="checkbox"/> II <input type="checkbox"/> IIIA GEMINI™ <input type="checkbox"/> IIA SPIKE 3 <input type="checkbox"/> II SPIKE 2 <input type="checkbox"/> IIIA SPIKE 3	<input type="checkbox"/> SPLIT BACK COLLAR* <input type="checkbox"/> THROAT PROTECTOR* <input type="checkbox"/> GROIN GUARD* <input type="checkbox"/> STND SLEEVES (DELTOID)* <input type="checkbox"/> MAX SLEEVES (DELTOID)* <input type="checkbox"/> NON-SKID <input type="checkbox"/> NON-SKID W/ BUTT STOPS <input type="checkbox"/> 1" MOLLE WEBBING <input type="checkbox"/> FLEX CUFF POCKETS <input type="checkbox"/> HYD SYSTEM POCKET <input type="checkbox"/> BELT KEEPERS <input type="checkbox"/> OTHER _____ * <i>Ballistic</i> <b>Note:</b> see catalog for <b>standard</b> options (ie. no need to order)	<input type="checkbox"/> LIGHTHAWK™ XT* <input type="checkbox"/> LIGHTHAWK™ LT* <input type="checkbox"/> LIGHTHAWK™ PC* <input type="checkbox"/> LIGHTHAWK™ CBA* *Must use Alpha/Standard Sizing Form <b>LIGHTHAWK OPTIONS</b> <input type="checkbox"/> Ballistic Groin Guard (retractable for XT, removable for LT and PC) <input type="checkbox"/> Ballistic Throat Protector (XT, LT, PC) <input type="checkbox"/> Comm. Wire Restraints (XT only) <input type="checkbox"/> Structured Ballistic Deltoids (XT, LT, PC) <input type="checkbox"/> Ballistic Shoulder Flankes with Integrated Ballistic Collar (XT, LT, PC) <input type="checkbox"/> Retractable Ballistic Nape (XT, LT, PC) <input type="checkbox"/> Other _____
HARD ARMOR - PLATES			
ARIES III ICW <input type="checkbox"/> 8"x10" <input type="checkbox"/> 10"x12" ARIES III SA <input type="checkbox"/> 8"x10" <input type="checkbox"/> 10"x12" ARIES IV SA <input type="checkbox"/> 8"x10" <input type="checkbox"/> 10"x12"	DELTA III ICW <input type="checkbox"/> 8"x10" <input type="checkbox"/> 10"x12" DELTA III SA++ <input type="checkbox"/> 8"x10" <input type="checkbox"/> 10"x12" DELTA IV SA <input type="checkbox"/> 8"x10" <input type="checkbox"/> 10"x12"	TRITON III SA <input type="checkbox"/> 10"x12" TRITON IV SA <input type="checkbox"/> 10"x12"	

\*\* IF NEEDED USE THE BACK OF THIS FORM TO ILLUSTRATE JACKET OPTIONS \*\*